



300 Series Regulators


332 SERIES

The 332 Series regulators are intended for primary pressure control of ultra high purity or corrosive gases for applications requiring constant pressure control and delivery regardless of supply pressure variations.

- Dual Stage
- 316L Stainless Steel Barstock Body
- Four Port Configuration
- 316L Stainless Steel Diaphragm

Typical Applications

- EPA Protocol gases
- Gas and liquid chromatography
- High purity carrier and gases
- Zero, span, and calibration gases
- High purity chamber pressurization



332 2331-580 shown

Features

- CAPSULE® Seat**
Increased serviceability and life
- 316L Stainless Steel Diaphragm**
No inboard diffusion
- Low Wetted Surface Area**
Minimal purge requirements
- Field-Adjustable Pressure Limit**
Safeguard downstream equipment
- Convolved Diaphragm**
Smooth pressure changes
- Compact Design**
Easily transported and integrated into systems
- 316L Stainless Steel Barstock Body**
Increased corrosion resistance
- 10 Micron Filtration in Both Stages**
Fail-safe seat performance
- Pressure Ranges 0-15 to 0-250 PSIG (0-1 to 0-17 BAR)**
Broad range of applications

Materials

- Body**
316L stainless steel barstock
- Bonnet**
Chrome-plated die-cast zinc
- Seat**
PTFE
- Filter**
Patented 10 micron 316 mesh
- Diaphragm**
316L stainless steel
- Internal Seals**
PTFE

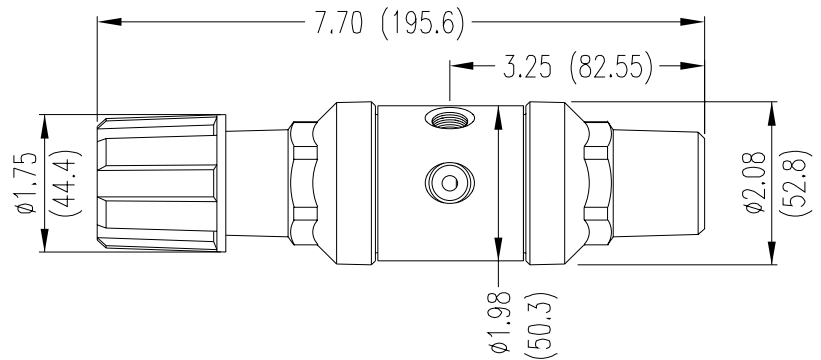
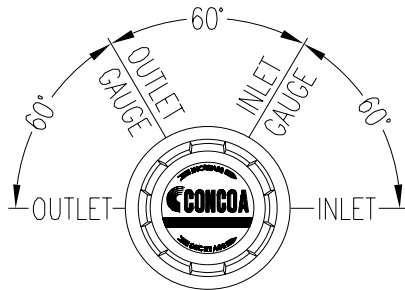
Specifications

- Maximum Inlet Pressure**
3000 PSIG (210 BAR)
4500 PSIG (310 BAR) optional
- Temperature Range**
-40°F to 140°F (-40°C to 60°C)
- Gauges**
2" (53mm) diameter
Chrome-plated case
Stainless steel internals
- Ports**
1/4" FPT
- Helium Leak Integrity**
1 x 10⁻⁸ scc/sec
- Cv**
0.1
See page 188 for flow curves
- Weight (332 2331-580)**
4.2 lbs. (1.91 kg)

300 Series Regulators



Installation Dimensions



Ordering Information

332	A	B	C	D	-CON	Options	
Series 332	Outlet Pressure	Outlet Gauge	Inlet Gauge	Outlet Assemblies	Assembly Gauges	Inlet Connections	Installed Options
	1: 0-15 PSIG (0-1 BAR)	30"-0-30 PSIG/ -1-0-2 BAR	0: None	0: 1/4" FPT port	0: Bare body	000: 1/4" FPT	B: Protocol alarm station (110/220 VAC)
	2: 0-50 PSIG (0-2 BAR)	30"-0-100 PSIG/ -1-0-7 BAR	3: 0-4000 PSIG/ 0-278 BAR	1: 1/4" MPT	1: Standard assembly (PSIG/kPa gauges)	TF2: 1/8" tube	C: Protocol switchover station
	3: 0-100 PSIG (0-7 BAR)	30"-0-200 PSIG/ -1-0-14 BAR	5: 0-1000 PSIG/ 0-70 BAR	2: 1/4" tube fitting	2: Standard assembly (BAR/PSIG gauges)	TF4: 1/4" tube	H: Protocol switchover station with alarm (110/220 VAC)
	4: 0-250 PSIG (0-17 BAR)	0-400 PSIG/ 0-27 BAR	6: 0-300 PSIG/ 0-21 BAR	3: Diaphragm valve 1/4" tube fitting		TF6: 3/8" tube	M: Protocol station
	7: 0-150 PSIG (0-10 BAR)	30"-0-200 PSIG/ -1-0-14 BAR	7: 0-400 PSIG/ 0-27 BAR	4: Diaphragm valve 1/4" MPT		M06: 6mm tube	Q: Protocol purge station*
			8: 0-6000 PSIG/ 0-405 BAR*	5: Needle valve 1/4" MPT		CGA DIN 477 BS 341 and others available	*Not available with 4500 PSIG (310 BAR) max inlet pressure
			G: 0-4000 PSIG/ 0-275 BAR†	6: 1/8" tube fitting			
			*Maximum inlet pressure 4500 PSIG (310 BAR) with PCTFE Seat CAPSULE®	7: 3/8" tube fitting			
			†Maximum inlet pressure 3500 PSIG (240 BAR) with PCTFE seat CAPSULE®	8: Diaphragm valve 1/8" tube fitting			
				9: Diaphragm valve 1/4" FPT			
				M: 6mm tube fitting			
				S: Diaphragm valve 6mm tube fitting			

